

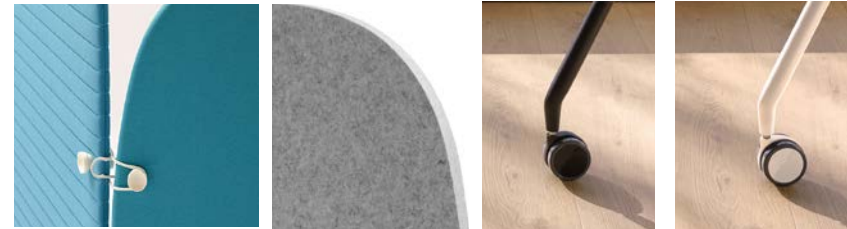
esPattio

TECHNICAL FEATURES

NORAY

By Jorge Herrera Studio





Panels

Upholstered panel: 0.06" inch thick melamine board with 0.08" inch PVC thermofused edge. Board machined perimeter on the edge to allow upholstering the panel. Holes for mounting support legs, connectors and accessories. Textile cover made of 0.2" inch thick foam with a density of 3.75 lbs / ft³ and fabric. PP plastic profile sewn in the lower part to make the upholstery on the melamine support. PP bushings placed on the panel to facilitate the assembly of the legs and the connector system.

Pet panel: panel with acoustic properties made from PET (Polyethylene Terephthalate) from post-consumer recycled plastic bottles. The properties of this "fabric" give it a non-directional texture with a uniform colour throughout the panel. Well-defined edges add rigidity while being easy to cut to any shape. It can absorb indoor noise and effectively control the transmission in medium and high frequencies. It is suitable for applications that require noise absorption, volume reduction and echo suppression.

Bases

- **Aluminium legs:** aluminum legs with levellers or casters. AL 43400 injection mold aluminum parts painted with a smooth matte finish. Translucent PP floor levellers or 3" inches diameter casters with and without brake.
- **Wood legs:** solid oak wood leg with colorless varnish. Each leg consists of a U-shaped support and a 1.6" inches diameter lower crossbeam. Both parts are glued and linked by wooden dowels. The leg is attached to the panel by assembly screws.
- **Flat base:** Pre-assembled anchoring system, black-painted, consisting of two 0.1" inch thick steel plates and a lower fixing plate with M8 thread. The foot consists of a 0.2" inch thick laser-cut plate. It has a laser-cut and laser-welded trim. Epoxy paint according to available finishes. Adhesive lower gliders.

Panel with table

- **Top:** 0.6" inch thick MDF fiberboard. Covered with natural wood veneer with open pore and chamfer. Edge, upper and lower face of the board in the same finish, either lacquered or varnished. Inline roller UV varnished. With surface treatment by spraying with a water-based ultraviolet product. 100% ecological.
- **Wing:** 0.6" inch thick melamine particle board with perimeter machining on the edge to allow the panel to be upholstered and with the necessary holes for assembling hardware. Textile cover composed of 0.2" inch thick foam with a density of 3.75 lbs/ft³ and fabric.
- **Base:** painted base made of 0.2" inch thick steel plate. End caps made of self-adhesive felt. Base bolted to the panel with screws. Designed to maximise the stability of the table and support all the components. It can also be used to place objects on top and prevent them from touching the floor.

Technologic panel

Mobile panel with wheels and lower shelf with 3-socket power strip, with VESA 200 type support for TV sets with a maximum weight of 35 lbs.

Connection mode: The TV and HDMI cables that connect to the TV are completely hidden. Once we connect these cables to the TV, they are inserted through the upper opening that communicates with the hole in the lower part of the panel and through which we can connect it to the strip located on the lower shelf. Finally, we connect the power strip directly to a power outlet.

Panel link system

The panel link system is made of plastic pieces mounted on the panel allowing angular adjustment in the different joints or even the joining of 3 panels. The system is made of different parts: knob (PP), cap (PP) and elastic bands. The system is mounted by screws.

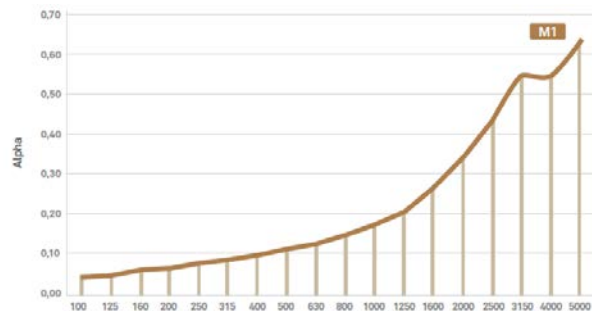


Accessories

- **0.06" inch thick sheet metal whiteboard** fixed to the panel using M 0.2" x 0.6" inch welded threaded bolts. Special paint for dry cleaning whiteboard markers. 0.01" inch thick sheet steel pencil holder. Use ONLY dry-cleaning markers. After finishing daily use of the board, it is recommended to clean it with whiteboard cleaning liquid.
- **Lower shelf** in 0.9" inch thick MDF board with lacquered chamfered edge.
- **Whiteboard** composed of a PET base + vinyl with two possible sizes, 23.6" x 17.7" inches and 35.4" x 23.6" inches. Designed to fit the upholstered multi-board system panel, with 4 through holes to attach the knobs.
- **Planter:** 0.05 inch thick steel sheet. Consists of two laser-cut pieces that have been folded, rounded and welded together. Magnetic panel fixing system.

Fonoabsorbency

Noray provides optimal sound absorption, thanks to its construction. Its panels are made up from a 0.6" inch particle board and then covered with 0.2" inch of high-density foam and upholstered on both sides. The absence of metallic interiors or profiles of other materials helps to absorb sound and provide an acoustic improvement in the space.



Normal incidence absorption coefficient by frequency (10534-2:2002) for prototype M1

Packings

100% recyclable with inks with no solvents.

Certificate

Our products are designed, manufactured and distributed according to current regulations and organizational standards.

► [Information](#)

5-year warranty

► [Warranty terms and conditions](#)

Maintenance and cleaning of products

EsPattio provides recommendations to the user so that their products always look new and in excellent condition.

As a general rule, we recommend the use of environmentally friendly cleaning agents. Please follow the cleaning product manufacturer's instructions.

► [Information](#)

Dimensions

Fixed panels

The following measures can be applied to panels with aluminium legs, wood legs and flat base:



Panel with aluminium legs

Fixed single panel



	h 43.3" inches				h 55.1" inches				h 63" inches				h 70.9" inches			
w	lbs				lbs				lbs				lbs			
w 25.6"	26	1.3 ft³	2	2.2 yd	37	1.6 ft³	2	2.7 yd	42	1.8 ft³	2	3.3 yd	46	2 ft³	2	3.8 yd
w 31.5"	32	1.5 ft³	2	2.2 yd	47	1.9 ft³	2	2.7 yd	45	2.1 ft³	2	3.3 yd	49	2.4 ft³	2	3.8 yd
w 39.4"	37	1.8 ft³	2	2.2 yd	47	2.2 ft³	2	2.7 yd	72	2.5 ft³	2	3.3 yd	82	2.8 ft³	2	3.8 yd
w 47.2"	43	2.1 ft³	2	2.2 yd	53	2.6 ft³	2	2.7 yd	83	3 ft³	2	3.3 yd	97	3.3 ft³	2	3.8 yd
w 53.2"	46	2.3 ft³	2	2.2 yd	58	2.9 ft³	2	2.7 yd	92	3.3 ft³	2	3.3 yd	107	3.7 ft³	2	3.8 yd

Fixed initial / final panel



	h 43.3" inches				h 55.1" inches				h 63" inches				h 70.9" inches			
w	lbs				lbs				lbs				lbs			
w 25.6"	26	1.3 ft³	2	2.2 yd	32	1.6 ft³	2	2.7 yd	36	1.8 ft³	2	3.3 yd	40	2 ft³	2	3.8 yd
w 31.5"	32	1.5 ft³	2	2.2 yd	47	1.9 ft³	2	2.7 yd	45	2.1 ft³	2	3.3 yd	49	2.4 ft³	2	3.8 yd
w 39.4"	37	1.8 ft³	2	2.2 yd	47	2.2 ft³	2	2.7 yd	72	2.5 ft³	2	3.3 yd	82	2.9 ft³	2	3.8 yd
w 47.2"	43	2.1 ft³	2	2.2 yd	54	2.6 ft³	2	2.7 yd	83	3 ft³	2	3.3 yd	97	3.3 ft³	2	3.8 yd
w 53.2"	47	2.3 ft³	2	2.2 yd	59	2.9 ft³	2	2.7 yd	93	3.3 ft³	2	3.3 yd	107	3.7 ft³	2	3.8 yd

Fixed add-on panel



	h 43.3" inches				h 55.1" inches				h 63" inches				h 70.9" inches			
w	lbs				lbs				lbs				lbs			
w 25.6"	26	1.3 ft³	2	2.2 yd	37	1.6 ft³	2	2.7 yd	37	1.8 ft³	2	3.3 yd	41	2 ft³	2	3.8 yd
w 31.5"	32	1.5 ft³	2	2.2 yd	47	1.9 ft³	2	2.7 yd	45	2.1 ft³	2	3.3 yd	49	2.4 ft³	2	3.8 yd
w 39.4"	38	1.8 ft³	2	2.2 yd	47	2.2 ft³	2	2.7 yd	72	2.6 ft³	2	3.3 yd	83	2.9 ft³	2	3.8 yd
w 47.2"	43	2.1 ft³	2	2.2 yd	54	2.6 ft³	2	2.7 yd	83	3 ft³	2	3.3 yd	97	3.3 ft³	2	3.8 yd
w 53.2"	47	2.3 ft³	2	2.2 yd	59	2.9 ft³	2	2.7 yd	93	3.3 ft³	2	3.3 yd	108	3.7 ft³	2	3.8 yd


Wooden legs panel

Fixed single panel



	h 43.3" inches				h 55.1" inches				h 63" inches				h 70.9" inches			
w	lbs				lbs				lbs				lbs			
w 25.6"	30	1.3 ft³	2	2.2 yd	32	1.6 ft³	2	2.7 yd	36	1.8 ft³	2	3.3 yd	40	2 ft³	2	3.8 yd
w 31.5"	32	1.5 ft³	2	2.2 yd	47	1.9 ft³	2	2.7 yd	45	2.1 ft³	2	3.3 yd	49	2.4 ft³	2	3.8 yd
w 39.4"	37	1.8 ft³	2	2.2 yd	47	2.2 ft³	2	2.7 yd	72	2.5 ft³	2	3.3 yd	82	2.8 ft³	2	3.8 yd
w 47.2"	43	2.1 ft³	2	2.2 yd	53	2.6 ft³	2	2.7 yd	83	3 ft³	2	3.3 yd	97	3.3 ft³	2	3.8 yd
w 53.2"	46	2.3 ft³	2	2.2 yd	58	2.9 ft³	2	2.7 yd	92	3.3 ft³	2	3.3 yd	107	3.7 ft³	2	3.8 yd

Fixed initial / final panel



	h 43.3" inches				h 55.1" inches				h 63" inches				h 70.9" inches			
w	lbs				lbs				lbs				lbs			
w 25.6"	31	1.3 ft³	2	2.2 yd	32	1.6 ft³	2	2.7 yd	36	1.8 ft³	2	3.3 yd	40	2 ft³	2	3.8 yd
w 31.5"	32	1.5 ft³	2	2.2 yd	47	1.9 ft³	2	2.7 yd	45	2.1 ft³	2	3.3 yd	49	2.4 ft³	2	3.8 yd
w 39.4"	37	1.8 ft³	2	2.2 yd	47	2.2 ft³	2	2.7 yd	72	2.5 ft³	2	3.3 yd	82	2.8 ft³	2	3.8 yd
w 47.2"	43	2.1 ft³	2	2.2 yd	54	2.6 ft³	2	2.7 yd	83	3 ft³	2	3.3 yd	97	3.3 ft³	2	3.8 yd
w 53.2"	47	2.3 ft³	2	2.2 yd	59	2.9 ft³	2	2.7 yd	93	3.3 ft³	2	3.3 yd	107	3.7 ft³	2	3.8 yd

Fixed add-on panel



	h 43.3" inches				h 55.1" inches				h 63" inches				h 70.9" inches			
w	lbs				lbs				lbs				lbs			
w 25.6"	26	1.3 ft³	2	2.2 yd	32	1.6 ft³	2	2.7 yd	42	1.8 ft³	2	3.3 yd	41	2 ft³	2	3.8 yd
w 31.5"	32	1.5 ft³	2	2.2 yd	47	1.9 ft³	2	2.7 yd	45	2.1 ft³	2	3.3 yd	49	2.4 ft³	2	3.8 yd
w 39.4"	38	1.8 ft³	2	2.2 yd	47	2.2 ft³	2	2.7 yd	72	2.5 ft³	2	3.3 yd	83	2.8 ft³	2	3.8 yd
w 47.2"	43	2.1 ft³	2	2.2 yd	54	2.6 ft³	2	2.7 yd	83	3 ft³	2	3.3 yd	97	3.3 ft³	2	3.8 yd
w 53.2"	47	2.3 ft³	2	2.2 yd	59	2.9 ft³	2	2.7 yd	93	3.3 ft³	2	3.3 yd	108	3.7 ft³	2	3.8 yd

Flat base panel

Fixed single panel



w	h 43.3" inches				h 55.1" inches				h 63" inches				h 70.9" inches			
	lbs				lbs				lbs				lbs			
w 25.6"	26	1.3 ft³	2	2.4 yd	32	1.6 ft³	2	3.1 yd	36	1.8 ft³	2	3.5 yd	40	2 ft³	2	4.2 yd
w 31.5"	32	1.5 ft³	2	2.4 yd	47	1.9 ft³	2	3.1 yd	45	2.1 ft³	2	3.5 yd	49	2.4 ft³	2	4.2 yd
w 39.4"	37	1.8 ft³	2	2.4 yd	47	2.2 ft³	2	3.1 yd	72	2.5 ft³	2	3.5 yd	82	2.8 ft³	2	4.2 yd
w 47.2"	43	2.1 ft³	2	2.4 yd	53	2.6 ft³	2	3.1 yd	83	3 ft³	2	3.5 yd	97	3.3 ft³	2	4.2 yd
w 53.2"	46	2.3 ft³	2	2.4 yd	58	3 ft³	2	3.1 yd	92	3.3 ft³	2	3.5 yd	107	3.7 ft³	2	4.2 yd

Fixed initial / final panel



w	h 43.3" inches				h 55.1" inches				h 63" inches				h 70.9" inches			
	lbs				lbs				lbs				lbs			
w 25.6"	26	1.3 ft³	2	2.4 yd	32	1.6 ft³	2	3.1 yd	36	1.8 ft³	2	3.5 yd	40	2 ft³	2	4.2 yd
w 31.5"	32	1.5 ft³	2	2.4 yd	47	1.9 ft³	2	3.1 yd	45	2.1 ft³	2	3.5 yd	49	2.4 ft³	2	4.2 yd
w 39.4"	37	1.8 ft³	2	2.4 yd	47	2.2 ft³	2	3.1 yd	72	2.5 ft³	2	3.5 yd	82	2.8 ft³	2	4.2 yd
w 47.2"	43	2.1 ft³	2	2.4 yd	54	2.6 ft³	2	3.1 yd	83	3 ft³	2	3.5 yd	97	3.3 ft³	2	4.2 yd
w 53.2"	47	2.3 ft³	2	2.4 yd	59	2.9 ft³	2	3.1 yd	93	3.3 ft³	2	3.5 yd	107	3.7 ft³	2	4.2 yd

Fixed add-on panel

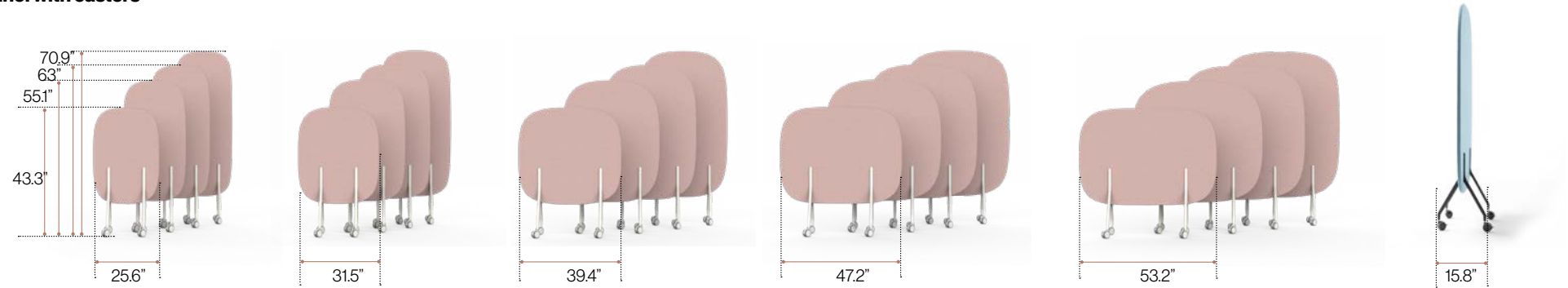


w	h 43.3" inches				h 55.1" inches				h 63" inches				h 70.9" inches			
	lbs				lbs				lbs				lbs			
w 25.6"	26	1.3 ft³	2	2.4 yd	32	1.6 ft³	2	3.1 yd	36	1.8 ft³	2	3.5 yd	40	2 ft³	2	4.2 yd
w 31.5"	32	1.5 ft³	2	2.4 yd	47	1.9 ft³	2	3.1 yd	45	2.1 ft³	2	3.5 yd	49	2.4 ft³	2	4.2 yd
w 39.4"	38	1.8 ft³	2	2.4 yd	47	2.2 ft³	2	3.1 yd	72	2.5 ft³	2	3.5 yd	83	2.8 ft³	2	4.2 yd
w 47.2"	43	2.1 ft³	2	2.4 yd	54	2.6 ft³	2	3.1 yd	83	3 ft³	2	3.5 yd	97	3.3 ft³	2	4.2 yd
w 53.2"	47	2.3 ft³	2	2.4 yd	59	2.9 ft³	2	3.1 yd	93	3.3 ft³	2	3.5 yd	108	3.7 ft³	2	4.2 yd

Dimensions

in

Panel with casters*



*Casters are only compatible with panels with aluminium legs.

Mobile single panel
without low shelf



	h 49.6" inches				h 61.4" inches				h 69.3" inches				h 77.2" inches			
w	lbs				lbs				lbs				lbs			
w 25.6"	29	1.4 ft³	2	2.2 yd	35	1.8 ft³	2	2.7 yd	39	2 ft³	2	3.3 yd	43	2.2 ft³	2	3.8 yd
w 31.5"	35	1.7 ft³	2	2.2 yd	49	2 ft³	2	2.7 yd	47	2.3 ft³	2	3.3 yd	51	2.5 ft³	2	3.8 yd
w 39.4"	40	2 ft³	2	2.2 yd	49	2.4 ft³	2	2.7 yd	74	2.7 ft³	2	3.3 yd	85	3.1 ft³	2	3.8 yd
w 47.2"	45	2.2 ft³	2	2.2 yd	56	2.8 ft³	2	2.7 yd	85	3.1 ft³	2	3.3 yd	99	3.5 ft³	2	3.8 yd
w 53.2"	49	2.5 ft³	2	2.2 yd	61	3.1 ft³	2	2.7 yd	95	3.5 ft³	2	3.3 yd	110	3.9 ft³	2	3.8 yd

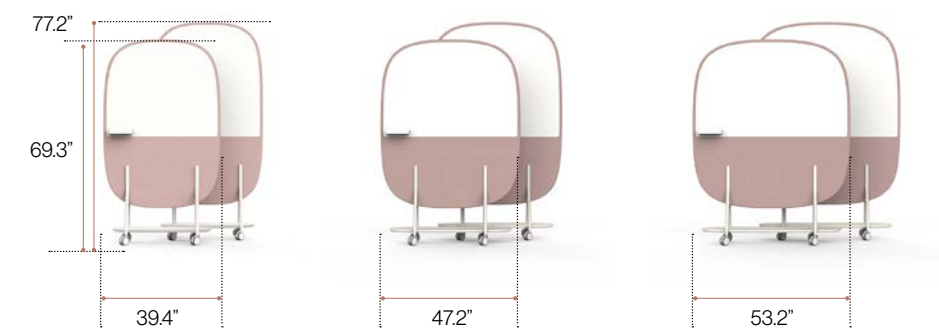
Mobile single panel
with low shelf









	h 49.6" inches				h 61.4" inches				h 69.3" inches				h 77.2" inches			
w	lbs				lbs				lbs				lbs			
w 25.6"	39	2.2 ft³	2	2.2 yd	45	2.5 ft³	2	2.7 yd	49	2.7 ft³	2	3.3 yd	53	2.9 ft³	2	3.8 yd
w 31.5"	48	2.6 ft³	2	2.2 yd	62	3 ft³	2	2.7 yd	60	3.2 ft³	2	3.3 yd	64	3.5 ft³	2	3.8 yd
w 39.4"	57	3.2 ft³	2	2.2 yd	67	3.6 ft³	2	2.7 yd	92	3.9 ft³	2	3.3 yd	102	4.2 ft³	2	3.8 yd
w 47.2"	66	3.7 ft³	2	2.2 yd	77	4.3 ft³	2	2.7 yd	106	4.6 ft³	2	3.3 yd	120	5 ft³	2	3.8 yd
w 53.2"	73	4.2 ft³	2	2.2 yd	85	4.8 ft³	2	2.7 yd	119	5.2 ft³	2	3.3 yd	134	5.6 ft³	2	3.8 yd

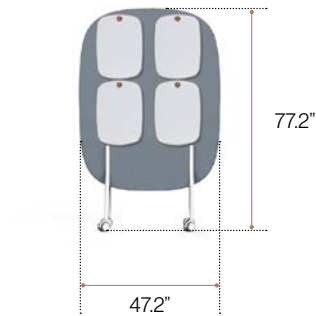
Dimensions




With casters, whiteboard and low shelf



	h 69.3" inches				h 77.2" inches			
w	lbs				lbs			
With whiteboard, without low shelf								
w 39.4"	76	2.8 ft³	3	3.3 yd	86	3.1 ft³	3	3.8 yd
w 47.2"	87	3.2 ft³	3	3.3 yd	101	3.5 ft³	3	3.8 yd
w 53.2"	96	3.5 ft³	3	3.3 yd	111	3.9 ft³	3	3.8 yd
With whiteboard, with low shelf								
w 39.4"	93	3.1 ft³	4	3.3 yd	103	4.3 ft³	4	3.8 yd
w 47.2"	108	3.5 ft³	4	3.3 yd	122	5.1 ft³	4	3.8 yd
w 53.2"	120	3.9 ft³	4	3.3 yd	135	5.6 ft³	4	3.8 yd

With multi-board system supports

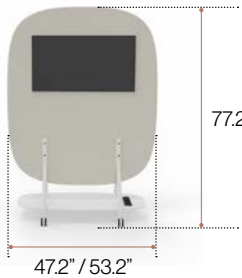


	h 77.2" inches			
w	lbs			
w 47.2"	188	3.5 ft³	2	3.8 yd

Dimensions

Technological panel without /with whiteboard*

*TV not included.



h 77.2" inches				
w	lbs			
w 47.2"	106	4.6 ft³	3	3.3 yd
w 53.2"	119	5.2 ft³	3	3.3 yd



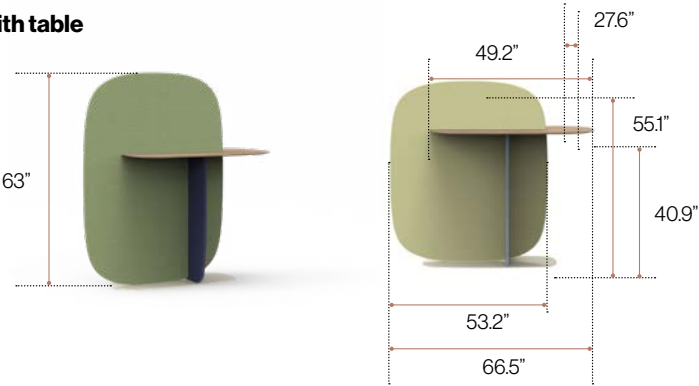
Side A



Side B

h 77.2" inches				
w	lbs			
w 47.2"	108	4.7 ft³	4	3.3 yd
w 53.2"	120	5.2 ft³	4	3.3 yd

With table



h 55.1" inches					h 63" inches			
w	lbs				lbs			
w 53.2"	59	2.9 ft³	2	3.1 yd	93	3.3 ft³	2	3.5 yd

Pet




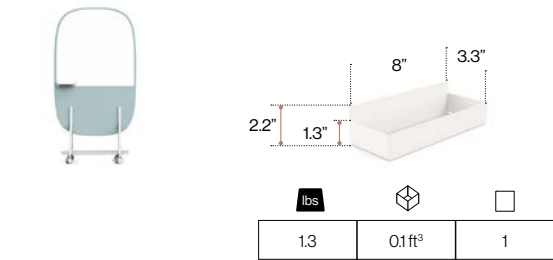
h 69.3" inches			
w	lbs		
w 39.4"	28	2.7 ft³	3
w 47.2"	30	3.1 ft³	3

Dimensions

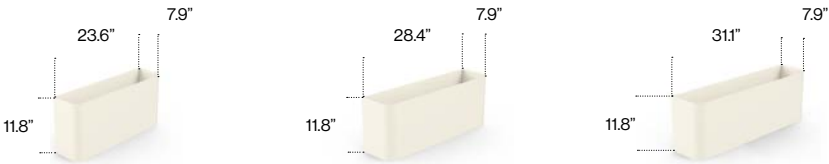
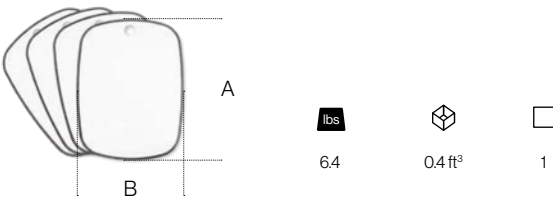
Accessories

Marker holder (for panels with whiteboard)

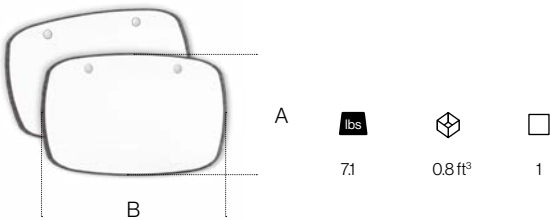
Planter (only compatible with 39.4" / 47.2" and 53.2" width panels)



Small Whiteboard 23.6" x 17.7" (Pack 4 Uds.). For panel with multi-board system



Medium Whiteboard 35.4" x 23.6" (Pack 2 Uds.). For panel with multi-board system



w	lbs	ft³	Unit
w 23.6"	15 - 12	2 ft³	1
w 28.4"	17 - 14	2 ft³	1
w 31.1"	18 - 15	2 ft³	1

Life cycle analysis



PN013

Raw Material	lbs	%
Wood	33.89	74
Aluminium	6.97	15.24
Upholstery / Filling Material	4.41	9.6
Polypropilene	0.44	1

% Recycled Mat.= 68%

% Recyclable Mat.= 76,8%

Ecodesign

Results reached during the life cycle stages

Materials

- Steel: 15%-99% recycled material.
- Wood: 70% of the wood material is recycled, has PEFC/FSC and complies within the E1 standard.
- Plastic: 30%-40% recycled material.
- Powder painting without COV emissions.
- Staff material without HCFC and certified by Okotext.
- Upholsteries without COV emissions and certified by Okotext.
- Packings: 100% recyclable with inks with no solvents.

Production

- Raw materials use optimization. Board, upholstery and steel tubes cut.
- Renewable energies use, reducing the CO2 emissions (Photovoltaic pannels).
- Energy saving measures in all production process.
- COV global emission reduction of the production processes by 70%.
- Powder painting recovery of 93% of the non deposited painting.
- Glue removal from the upholstery.
- The facilities have an internal sewage for liquid waste.
- Green points at the factory.
- 100% waste recycling at production process and dangerous waste special treatment.

Transport

- Cardboard use optimization of the packings.
- Cardboard and packing materials use reduction.
- Flat packings and small bulks to optimize the space.
- Solid waste compacter which reduces transport and emissions.
- Light volumes and weights.
- Transport fleet renewal reducing by 28% the fuel consumption.
- Suppliers area reduction. Local market power and less pollution at transport.

Use

- Easy maintenance and cleaning without solvents.
- esPattio guarantee.
- The highest quality for materials to provide a 10 year average life of the product.
- Useful life optimization of the product due to a standardized and modular design.
- The boards with no E1 particle emission.

End life

- Easy unpacking for the recyclability or compound reuse.
- Piece standarization for the use.
- Recycled materials used for products (% recyclability):
- Aluminium is 100% recyclable. Steel is 100% recyclable. Wood is 100% recyclable. Plastics are from 70 to 100% recyclable.
- With no air or water pollution while removing waste.
- Returnable, recyclable and reusable packing.

Maintenance and cleaning guide

Lines for a correct cleaning and maintenance considering the different materials:

Fabricks

- ① Vacuum often.
- ② Rub the dirty spot with a wet cloth with PH neutral soap.
Test first on a hidden spot.
- ③ Dry foam for carpets can be alternatively used.

Metal pieces

- ① Rub the dirty spot with a wet cloth with PH neutral soap.
Test first on a hidden spot.
- ② Polished aluminum parts can be restored with polish on a dry cotton cloth to restore their initial gloss conditions.

Wooden - melamine pieces

- ① Rub the dirty spot with a wet cloth with PH neutral soap.
Test first on a hidden spot.
- ② Do not use abrasive products under any circumstances.

Plastic pieces

- ① Rub the dirty spot with a wet cloth with PH neutral soap.
Test first on a hidden spot.
- ② Do not use abrasive products under any circumstances.