

## EPD Environmental Product Declaration



**Program MARINA**  
**REF: PMAB2**  
**Dimensions: 153X67X65 cm**

A presence profiled in waiting landscapes perceives patient, fleeting people. A sign of affable solemnity invites an embrace of largeness and sensitivity. Identity and class are diluted in a tapestry at once frugal, daring, traditional and modern. Marina supports the harmonic sigh that fills the spaces without flooding them; that stirs the soul without tormenting it.

**RAW MATERIALS USED (PACKAGING INCLUDED)**

	Kg of raw materials included in the product	% of raw materials included in the product
<b>POLYPROPYLENE</b>	0,032	0,08%
<b>STEEL</b>	15,130	38,95%
<b>POLYURETHANE FOAM</b>	8,100	20,85%
<b>POLYESTER</b>	1,700	4,38%
<b>CARDBOARD</b>	6,000	15,45%
<b>POLYETHYLENE</b>	0,020	0,05%
<b>CHIPBOARD PANEL</b>	7,860	20,24%
<b>Total</b>	<b>38,842</b>	<b>100%</b>

**% Recycled Materials: 68,69%**

**% Recyclable Materials: 78,47%**

This Program MARINA COLLECTION Environmental Product Declaration have been calculated and drafted in accordance with ISO14025 Type III standard, and based on "PCR 2012-19, Furniture, except seats and mattresses" version 2.01.

## **MARINA LOUNGE COLLECTION, life cycle information**

### **FUNCIONAL UNIT**

The functional unit consists of a MARINA chair operating for a 15-year useful life.

### **SYSTEM LIMITS**

The limits of the system include raw material, production (includes processes and facility maintenance), transportation, packaging, distribution, use, and end-of-life of both packaging and product.

### **SYSTEM SCOPE**

The scope of the system includes the whole life cycle of the product, from obtaining the raw material, manufacturing, use and end of life. The system has been divided into three phases:

- UPSTREAM: including raw materials production
- CORE: including raw material transport to Forma5 (Spain, Seville), product manufacturing process and waste treatment.
- DOWNSTREAM: Distribution to the customer, maintenance, use of the product and both the end of life of the product and the packaging has been included.

## **CERTIFICATES**

- ISO 9001:2015
- ISO 14001:2015
- ISO 14006:2011
- ISO 45001:2018
- MARCA DE CALIDAD TECNALIA

Grupo Forma 5., S.L.u.  
Made in Spain, UE.

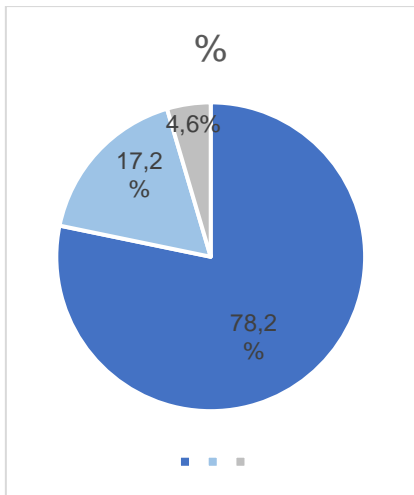
Report drafted by: Luis Carlos González Valencia.  
Industrial technical engineer by University of Sevilla  
Official College of Technical Engineers of Sevilla (COGITISE).  
Membership number: 9129.

**IMPACTS PER CATEGORIES**

EPD 2018 <sup>1</sup> Categorías indicadores	Unidad	CORE Impact result	UPSTREAM Impact result	DOWNSTREAM Impact result	TOTAL
Abiotic depletion, elements	kg Sb eq	1,725E-09	3,884E-06	4,188E-14	3,887E-06
Acidification (fate not incl.)	kg SO2 eq	5,358E-02	5,495E-02	7,351E-03	8,514E-02
Photochemical oxidation	kg NMVOC	1,816E-02	4,666E-02	1,034E-02	7,205E-02
Eutrophication	kg PO4---eq	4,996E-03	6,778E-03	1,273E-03	9,621E-03
Climate Change(Carbon Footprint)	kg CO2 eq	9,079E+00	2,120E+01	1,237E+00	2,710E+01
Abiotic depletion, fossil fuels	MJ	9,906E+01	3,842E+02	9,972E+01	1,217E+03
Ozone layer depletion (ODP) (optional)	kg CFC-11 eq	5,328E-07	8,439E-07	1,034E-02	1,034E-02
Water scarcity	m3 eq	1,187E+00	9,107E-01	2,202E-01	2,975E+00

Table 1. Impacts per Categories in MARINA family.

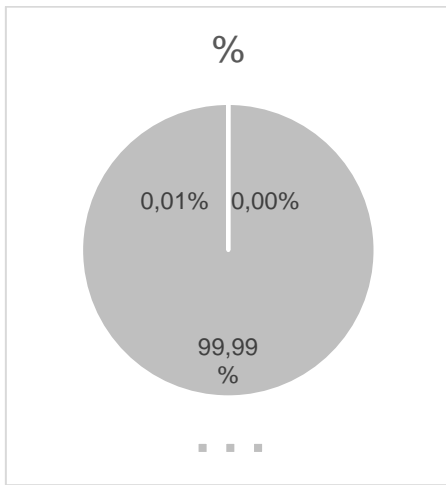
**CLIMATE CHANGE (CARBON FOOTPRINT)**



Phase	Unit	Total
Upstream	kg CO2 eq	2,12E+01
Core	kg CO2 eq	4,66E+00
Downstream	kg CO2 eq	1,24E+00

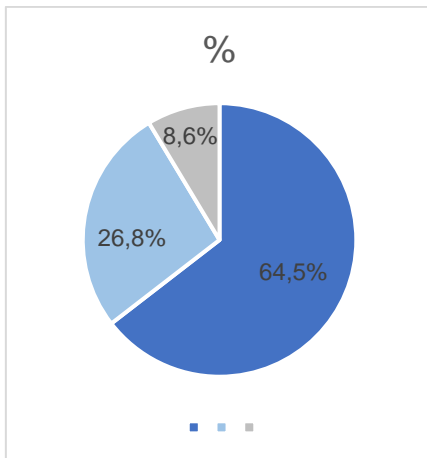
<sup>1</sup> This method is the successor of EPD (2013) and is intended for the creation of Environmental Product Declarations (EPDs), as published on the website of the Swedish Environmental Management Council (SEMC). For more information see also General programmer instructions for the international EPD System 3.0 of 11 December 2017. The latest update to the recommendations included in this method is from 2018-06-08 (adding Water Scarcity Footprint). Contact info: <http://www.environdec.com/>.

**OZONE LAYER DEPLETION**



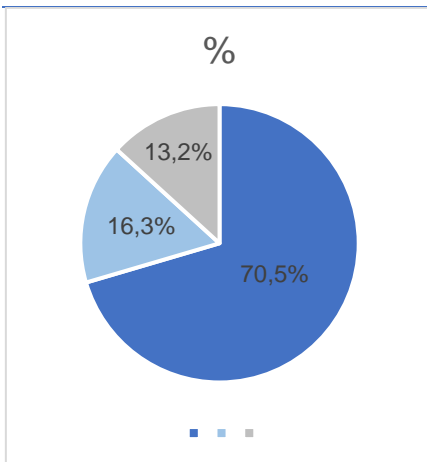
Phase	Unit	Total
Upstream	kg CFC-11 eq	8,439E-07
Core	kg CFC-11 eq	1,407E-07
Downstream	kg CFC-11 eq	1,034E-02

**ACIDIFICATION**



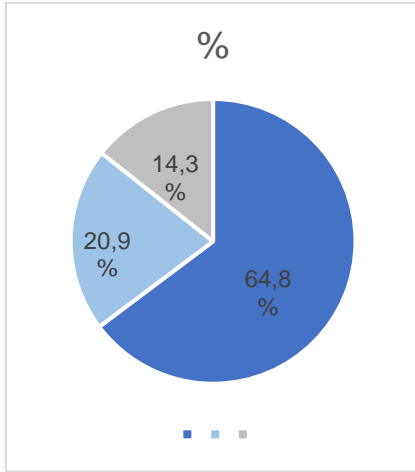
Phase	Unit	Total
Upstream	kg SO2 eq	5,495E-02
Core	kg SO2 eq	2,285E-02
Downstream	kg SO2 eq	7,351E-03

**EUTROPHICATION**



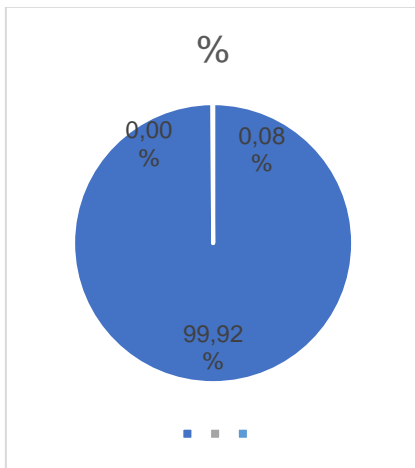
Phase	Unit	Total
Upstream	kg PO4--- eq	6,778E-03
Core	kg PO4--- eq	1,570E-03
Downstream	kg PO4--- eq	1,273E-03

**PHOTOCHEMICAL OXIDATION**



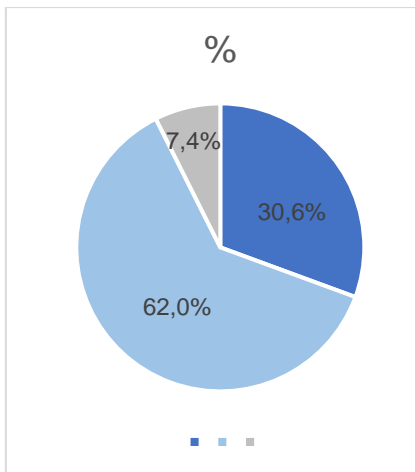
Phase	Unit	Total
Upstream	kg NMVOC	4,666E-02
Core	kg NMVOC	1,505E-02
Downstream	kg NMVOC	1,034E-02

**ABIOTIC DEPLETION**



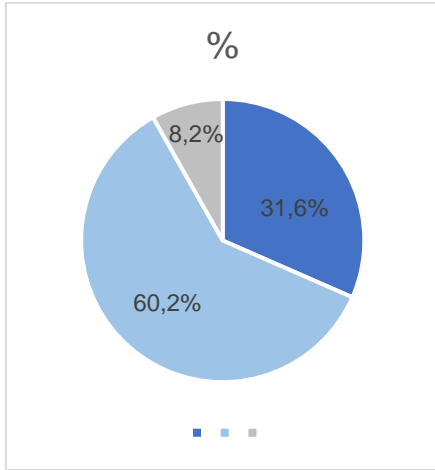
Phase	Unit	Total
Upstream	kg Sb eq	3,884E-06
Core	kg Sb eq	2,951E-09
Downstream	kg Sb eq	4,188E-14

**WATER SCARCITY**



Phase	Unit	Total
Upstream	m3 eq	9,107E-01
Core	m3 eq	1,844E+00
Downstream	m3 eq	2,202E-01

**ABIOTIC DEPLETION FOSSIL FUELS**



Phase	Unit	Total
Upstream	MJ	3,842E+02
Core	MJ	7,332E+02
Downstream	MJ	9,972E+01

**USE OF RESOURCES**

RESOURCES	Unit	CORE	UPSTREAM	DOWNSTREAM
<b>Products</b>				
Energy non renewable	MJ	6,27E+06	2,80E+05	3,64E-01
Energy renewable	MJ	2,95E+06	7,62E+06	0,00E+00
Secondary fuel	MJ	1,03E+06	2,37E-03	4,93E+06
Secondary fuel renewable	MJ	2,37E-03	0,00E+00	0,00E+00
Materials	kg	1,21E+02	6,22E+05	4,94E+01
Fresh water used	m <sup>3</sup>	5,88E+01	1,61E+06	2,31E-01

**CATEGORIES OF WASTE AND OUTPUT FLOWS**

RESOURCES	Unit	CORE	UPSTREAM	DOWNSTREAM
<b>Products</b>				
Hazardous waste	kg	7,18E-03	3,24E-01	4,22E-01
Non-hazardous waste	kg	1,05E+00	8,38E+00	8,67E-01
Radioactive waste	kg	3,48E-02	2,02E+00	1,69E-06